



# JOTUN

## JOTAFLOOR

Superior Floor Coatings



**EASY PAINTING GUIDE  
FOR CONCRETE FLOORS**  
FOR LIGHT AND MEDIUM TRAFFIC CONDITIONS

# JOTUN WORLDWIDE

Jotun is a global leader in paints and coatings. We have 74 companies and 40 production facilities in all continents. In addition, Jotun has agents, branch offices and distributors in more than 80 countries.

Renowned for quality, Jotun is a leading manufacturer and supplier of high performance coatings. The protection and decoration of concrete projects is an area of particular expertise for Jotun. By combining investment, proven technology and innovative solutions, Jotun has earned a wealth of practical knowledge in the successful protection of concrete structures located throughout the world.

## JOTAFLOOR FOR DISTRIBUTORS

Protective, Decorative or Marine Distributors often receive enquiries for painting workshops, garages, factory floors and other commercial areas exposed to light and medium traffic. Such enquiries are normally generated by maintenance companies, contractors, facility management companies, applicators or the asset owners themselves.

This brochure is an easy to use painting guide for coating new and existing concrete floors. Topics include surface preparation, painting tools, selection and application of the recommended paint systems.

### WAREHOUSES



### TECHNICAL ROOMS



### SERVICE AREAS



### PRODUCTION AREAS



## AREAS OF USE

### SHOPS/SHOWROOMS



### FABRICATORS



### WORKSHOPS/GARAGES



## SURFACE PREPARATION

This is the most important phase of a floor coating project. A proper surface preparation will help secure a good bonding between the substrate and the coating system. Good surface preparation will remove laitance, curing compounds, contamination and give the surface profile. Vacuum clean the surface before paint application starts.

### MECHANICAL GRINDING

Will give a suitable profile for paint systems up to 300 ( $\mu\text{m}$ ) DFT. (Recoating of existing floor surfaces require only a matt surface).


### DIAMOND DISK GRINDING

The most effective method.

Modern captive grinders have a vacuum unit docked to the machine and is used to remove the dust generated during and after cleaning.



Water drops not absorbed by the concrete substrate indicate lack of preparation or contamination.



Laitance

After removal of laitance the colour of the concrete will be darker.

### Tip

Pour some water on the floor after surface preparation. If the water is absorbed, then it is ready for the Jotafloor Sealer.

### Reminder

- The correct surface preparation of the concrete floor is crucial for applying Jotafloor products.
- Concrete substrates need to be cured, sound, clean, dry and free from any form of contamination such as laitance, loose particles, oil, grease, curing compounds, shuttering oil and others. This can be achieved by mechanical means.
- Unsound concrete, blowholes, pinholes and other surface defects should be repaired using an approved repair material (Jotun Epoxy Filler).

# SURFACE PROPERTIES

## FOR NEW CONCRETE FLOORS

Maximum moisture content for coating concrete floors is 4%. The concrete normally needs 4 weeks to cure. All contamination on the surface will affect the bonding between the concrete and the floor coating system and have to be removed.

### Tip

Tape a plastic sheet 1m x 1m on top of the concrete. Wait for 24 hours before removing the sheet. Dark patch after the sheet has been removed indicates high moisture content and will not be suitable for any coating.

## FOR OLD UNCOATED CONCRETE FLOORS

Before working on an old, uncoated concrete you should check for contamination such as oil, grease and chemicals.

### Tip

Look for dark patches that indicate contamination. Spray water on it and see if it's absorbing the liquid. Contamination should be removed by the use of a proprietary chemical degreaser.

## NEW CONCRETE FLOORS

	Sealer	DFT Dry Film Thickness (µm)	Filler	Topcoat	DFT Dry Film Thickness (µm)	Topcoat	DFT Dry Film Thickness (µm)
<b>Premium</b>	Jotafloor Sealer	40	**	Jotafloor PU Topcoat	70	Jotafloor PU Topcoat	70
<b>Standard</b>	Jotafloor Sealer	40	**	Jotafloor Topcoat	50	Jotafloor Topcoat	50
<b>Economic</b>	Jotafloor Rapid Dry*	40	**	Jotafloor Rapid Dry	40	Jotafloor Rapid Dry	40
<b>Environment</b>	Jotafloor Rapid Dry WB	30	**	Jotafloor Rapid Dry WB	35	Jotafloor Rapid Dry WB	35

## OLD UNCOATED CONCRETE FLOORS

	Sealer	DFT Dry Film Thickness (µm)	Filler	Topcoat	DFT Dry Film Thickness (µm)	Topcoat	DFT Dry Film Thickness (µm)
<b>Premium</b>	Jotafloor Sealer	40	Jotun Epoxy Filler	Jotafloor PU Topcoat	70	Jotafloor PU Topcoat	70
<b>Standard</b>	Jotafloor Sealer	40	Jotun Epoxy Filler	Jotafloor Topcoat	50	Jotafloor Topcoat	50
<b>Economic</b>	Jotafloor Rapid Dry*	40	Jotun Epoxy Filler	Jotafloor Rapid Dry	40	Jotafloor Rapid Dry	40
<b>Environment</b>	Jotafloor Rapid Dry WB	30	Jotun Epoxy Filler	Jotafloor Rapid Dry WB	35	Jotafloor Rapid Dry WB	35

### Tip

All paint products need time to cure. To prevent any damages on the paint surface, avoid any stress on the surface. Jotafloor Sealer can be used as dust binder at 50 µm.



## FOR EXISTING FLOORS/RECOATING

Make sure that the surface is free of contamination. Remove any contamination with use of a chemical degreaser.

**Surface preparation:** Mechanical grinding will create a matt surface and good profile to have a good adhesion for the new coating. Vacuum clean the surface before application starts.

**Spots of bare concrete:** Use Jotafloor Sealer 40 DFT

**Concrete Repairs:** Use Jotun Epoxy Filler

**Topcoat:** See table below

### Tip

Use a knife to cut a cross section in the existing coating, press a tape of good quality over the cross, remove the tape by an angle of 45 to 90°. If the paint is easy to remove it indicates bad adhesion between the existing coating and the surface. Therefore, this coating system should be removed.

## RECOATING CONCRETE

	Sealer	DFT Dry Film Thickness (µm)	Filler	Topcoat	DFT Dry Film Thickness (µm)	Topcoat	DFT Dry Film Thickness (µm)
<b>Premium</b>	**		Jotun Epoxy Filler	Jotafloor PU Topcoat	70	Jotafloor PU Topcoat	70
<b>Standard</b>	**		Jotun Epoxy Filler	Jotafloor Topcoat	50	Jotafloor Topcoat	50
<b>Economic</b>	**			Jotafloor Rapid Dry	40	Jotafloor Rapid Dry	40
<b>Environment</b>	**		Jotun Epoxy Filler	Jotafloor Rapid Dry WB	35	Jotafloor Rapid Dry WB	35

## NEW TIMBER

	Sealer	DFT Dry Film Thickness (µm)	Filler	Topcoat	DFT Dry Film Thickness (µm)	Topcoat	DFT Dry Film Thickness (µm)
<b>Standard</b>	Jotafloor Rapid Dry*	40		Jotafloor Rapid Dry	50	Jotafloor Rapid Dry	50
<b>Environment</b>	Jotafloor Rapid Dry*	30		Jotafloor Rapid Dry WB	35	Jotafloor Rapid Dry WB	35

## REPAINTING COATED TIMBER

	Sealer	DFT Dry Film Thickness (µm)	Filler	Topcoat	DFT Dry Film Thickness (µm)	Topcoat	DFT Dry Film Thickness (µm)
<b>Standard</b>				Jotafloor Rapid Dry	50	Jotafloor Rapid Dry	50
<b>Environment</b>				Jotafloor Rapid Dry WB	35	Jotafloor Rapid Dry WB	35

### Tip

Jotafloor products are ready for use and normally do not require dilution. If it is needed, maximum dilution is 5%. Excess dilution will produce a lower thickness of the paint on the concrete floor, bad coverage of the surface and will effect the performance of the coating system.

\*Dilute Jotafloor Rapid Dry 20-30% with Jotun Thinner No 7 to be used as a sealer. \*\*Apply only Jotafloor Sealer on bare concrete spots.

# TOOLS

To successfully carry out the application of Jotafloor products, it is necessary to use high quality equipment that is designed for this particular purpose.

## BRUSH



## ROLLER









## SPRAY



### Tip

Remove loose fibre from the roller with the use of a masking tape. Roll the masking tape around. Remove the tape. Wash the roller with water.

## TOOLS FOR FLOOR COATING

Product Name	Mixing Equipment	Hand Tools	Roller	Nozzle Tip	Cleaning/ Thinning
					
Jotafloor Sealer	Mixer	Brush	Medium pile	0.018-0.023"	Thinner No. 17
Jotafloor Topcoat	Mixer	Brush	Fine pile	0.018-0.023"	Thinner No. 17
Jotafloor PU Topcoat	Mixer	Brush	Fine pile	0.015-0.021"	Thinner No. 10
Jotafloor Rapid Dry	Mixer	Brush	Fine pile	0.017-0.019"	Thinner No. 7
Jotafloor Sealer WB		Brush	Medium pile	0.015"	Water
Jotafloor Rapid Dry WB		Brush	Fine pile	0.017-0.019"	Water
Jotun Epoxy Filler	Mixer or trowel	Trowel/putty knife			Thinner No. 17

### Tip

You need

Masking tape, paper/plastic to cover, putty knife, gloves, mask, drill for mixing.

### Tip

Roller has short life

If you use a roller it will naturally lose fibre and shrink. Change the roller before it effects the application, spreading rate and makes patterns or stripes on the topcoat.

# THE JOTAFLOOR RANGE

## HERE YOU WILL FIND SOME SELECTED PRODUCTS

### JOTAFLOOR SEALER

- Provides an effective sealing of the concrete surface
- Good adhesion to the concrete surface
- Water resistant
- Good chemical resistance

### JOTAFLOOR RAPID DRY

- Fast drying
- Good abrasion resistance
- Can be tinted on MCI – instant service

### JOTAFLOOR SEALER WB\*

- Fast drying
- Better penetration and sealing of the substrate through nano sized particles
- Water borne

### JOTAFLOOR RAPID DRY WB\*

- Quick drying
- High abrasion resistant nano acrylic topcoat
- Antibacterial properties
- Variety of colours (can be tinted on MCD)
- Water borne

### JOTAFLOOR TOPCOAT

- Durable, hard wearing epoxy coating for concrete floors
- Can be tinted on MCI – instant service
- Good chemical resistance

### JOTAFLOOR NON-SLIP AGGREGATE

- Hard wearing aggregate
- Applied in combination with Jotafloor products to give non-slip finish

### JOTAFLOOR PU TOPCOAT

- Durable high gloss polyurethane topcoat for concrete floors
- Excellent resistance to dirt pick up and grease
- Can be tinted on MCI - instant service
- VOC compliant
- Excellent chemical resistance and gloss retention

### JOTUN EPOXY FILLER

- Covers up surface imperfections, cracks and undulations
- Can be applied in thick coats
- No shrinkage after filling
- Provides a tough, scratch proof surface after curing
- Solvent-free - approximately 100% solids

\*Distribution only in the Middle East.

Visit [www.jotun.com](http://www.jotun.com) to find more information on the Jotafloor product range. Please refer to product sheets for further technical details.

## JOTUN MULTICOLOR TINTING SYSTEMS

Jotun is known to offer thousands of colours. However, for concrete floors there will be a limited colour range as concrete is alkaline, can be exposed to sunlight (UV) and spillage of chemicals. Hence Jotun has come up with colours that are alkaline, chemical and UV resistant. Use the Distributor/MCI Color fan to select the right colours.

The topcoats featured in this brochure - Jotafloor Rapid Dry solvent borne, Jotafloor Topcoat and Jotafloor PU Topcoat can be tinted on a MCI (Multicolor Industry) tinting machine whereas Jotafloor Rapid Dry WB can be tinted on a MCD (Multicolor Decorative) tinting machine. In certain markets around the world, Jotun Distributors/Dealers have both MCD and MCI machines, especially in many parts of the Middle East and some parts of Asia.

**Disclaimer:** The information in this brochure is given to the best of our knowledge based on laboratory testing and practical experience. However, as the product is often used under conditions beyond our control, we cannot guarantee anything but the quality of the product itself. We reserve the right to change the given data without notice. Jotun is a Worldwide company with factories, sales offices and stocks in more than 80 countries. For your nearest local Jotun address please contact the nearest regional office or visit our website at [www.jotun.com](http://www.jotun.com)

# Jotun worldwide

Jotun Coatings and Jotun Paints  
Divisions of Jotun A/S

Legal Jotun entities world wide are listed.  
For details of Branch offices and Jotun  
representation in countries not listed,  
please visit [www.jotun.com](http://www.jotun.com)

## AUSTRALIA

Jotun Australia Pty. Ltd.,  
P.O.Box 105, Altona North,  
9 Cawley Road,  
BROOKLYN, VIC 3025  
Tel: +61 3 9314 0722  
Fax: +61 3 9314 0423

## BRAZIL

Jotun Brasil Ltda.  
Av Santa Luzia, 2084 - Santa Luzia  
24.722-315 São Gonçalo  
RIO DE JANEIRO  
Tel: +55 21 2776 1313  
Fax: +55 21 2776 2263

## P.R. of CHINA

Jotun Coatings (Zhangjiagang) Co. Ltd.  
Jotun COSCO Marine Coatings (Qingdao) Co. Ltd.  
Floor 20, Jiu Shi Mansions,  
No. 28 Zhong Shan Road (South)  
SHANGHAI 200010  
Tel: +86 21 6333 080 0  
Fax: +86 21 6326 968 6

Jotun Coatings (Zhangjiagang) Co. Ltd.  
Jotun COSCO Marine Coatings (Qingdao) Co. Ltd.  
Room 709-12, Goldlion Digital Network  
Centre, 138 Tiyu Road East,  
GUANGZHOU, 510620  
Tel: +86 20 38 78 07 49  
Fax: +86 20 38 78 19 66

## HONG KONG

Jotun COSCO Marine Coatings (H.K.) Ltd  
Room 1208, 12/F, Stanhope House  
734 King's Road, Quarry Bay  
HONG KONG  
Tel: +852 2527 6466  
Fax: +852 2861 1307

## DENMARK

Jotun Danmark A/S Jotun Coatings  
Columbusvej 5, 2860 Søborg,  
COPENHAGEN  
Tel: +45 4492 9400  
Fax: +45 4492 9401

## EGYPT

El Mohandes Jotun S.A.E.  
El Sheikh Aly Gad El Haq Street  
Florida Mall, Masaken Sheraton - 4th Floor  
CAIRO  
Tel: +20 2265 1800  
Fax: +20 2265 1801

## FINLAND

Nor-Maali OY, Vanhatie 20, 15240 LAHTI  
Tel: +358 3 874 650  
Fax: +358 3 874 6550

## FRANCE

Jotun France S.A.  
22/24 Rue du President Wilson, Bat. A 92300  
LEVALLOIS PERRET  
Tel: +33 1 4519 3882  
Fax: +33 1 4519 3894

## GERMANY

Jotun (Deutschland) GmbH  
Haferweg 38  
22769 HAMBURG  
Tel: +49 40 851 960  
Fax: +49 40 856 234

## GREAT BRITAIN

Jotun Paints (Europe) Ltd.  
Stather Road, Flixborough,  
SCUNTHORPE DN15 8RR  
Tel: +44 1724 400 000  
Fax: +44 1724 400 100

## GREECE

Jotun Hellas Ltd.  
Skouze 26 Str., PIREAUS 18536  
Tel: +30 210 42 85 980-82  
+30 210 42 86 035-37  
Fax: +30 210 42 85 983

## INDIA

Jotun India Pvt Ltd.  
204 & 205 Ascot Centre,  
Sahar Road, Andheri (East)  
MUMBAI 400 099  
Tel: +91 22 2822 4600  
+91 22 2820 5900 (+fax)  
Fax: +91 22 2820 5900

## INDONESIA

P.T. Jotun Indonesia Paints and Chemicals  
Kawasan Industri MM2100  
Blok KK-1, Cikarang Barat  
Bekasi 17520  
Tel: +62 21 8998 2657  
Fax: +62 21 8998 2658

## IRELAND

Jotun (Ireland) Ltd.,  
Unit K7, Marina Commercial Park,  
Centre Park Road, CORK  
Tel: +353 214 965955  
Fax: +353 214 965992

ITALY  
Jotun Italia S.P.A.  
Via Petronio, 8, Zona Ind. Noghère  
34147 - MUGGIA (TRIESTE)  
Tel: +39 040 23 98204  
Fax: +39 040 23 98222

## KOREA (SOUTH)

Chokwang-Jotun Ltd.  
30th Block Jisa Science Park,  
1205 Jisa-dong, Gangseo-gu,  
BUSAN 618-230  
Tel: +82 517 976 000  
Fax: +82 517 117 735

## LIBYA

Jotun Libya J.S.Co  
Al Mumtaz Imp. of Paints and Equipm. Co.  
P.O. Box 6850, Hail Al Andalous district,  
TRIPOLI  
Tel: +218 214777811  
Fax: +218 214780718

## MALAYSIA

Jotun (Malaysia) Sdn. Bhd  
Lot 7 Persiaran Perusahaan, Section 23,  
P.O. Box 7050, 40700 SHAH ALAM  
Tel: +60 351 235 500  
Fax: +60 351 235 632

## THE NETHERLANDS

Jotun B.V.  
Postbus 208  
3200 AE SPIJKENISSE  
Visiting address:  
Curieweg 11b, 3208 KJ Spijkenisse  
ROTTERDAM  
Tel: +31 181 678 300  
Fax: +31 181 617 899

## NORWAY

Jotun A/S  
P.O.Box 2021,  
3248 SANDEFJORD  
Visiting address:  
Hystadveien 167,  
3209 Sandefjord  
Tel: +47 33 45 70 00  
Fax: +47 33 45 79 00

## OMAN

Jotun Paints Co. LLC  
Rusayl Ind. Estate, Road No.10  
P.O. Box 672 Code 111, MUSCAT  
Tel: +968 2444 6100  
Fax: +968 2444 6105

## PAKISTAN

Jotun Pakistan (Pvt.) Limited  
Plot no. 2-H, Sector 5  
Korangi Industrial Area, KARACHI  
Tel: +92 213 5121 491-2  
Fax: +92 213 5121 493

## POLAND

Jotun Polska Sp.zo.o.  
Ul. 10 Lutego 16, 81-364 GDYNIA  
Tel: +48 58 555 1515  
Fax: +48 58 781 969

## RUSSIA

Jotun Paints O.O.O.  
Stachek Avenue 57, No.31  
198096 ST. PETERSBURG  
Tel: +7 81 2332 0080 / 2785 0034  
Fax: +7 81 2783 05252

## SAUDI ARABIA

Jotun Saudia Co. Ltd.  
Jeddah Industrial City, Phase 3,  
P.O.Box 34698, JEDDAH 21478  
Tel: +966 2635 0535 / 2636 1271  
Fax: +966 2636 2483

## SINGAPORE

Jotun (Singapore) Pte. Ltd.  
11&15 Sixth Lok Yang Road,  
Jurong, SINGAPORE 628111  
Tel: +65 650 882 88  
Fax: +65 6265 7484

## SOUTH AFRICA

Jotun Paints South Africa (PTY) Ltd.  
Wimbledon Road, P.O.Box 187  
BLACKHEATH 7581  
Tel: +27 21 905 1070  
Fax: +27 21 905 1652

## SPAIN

Jotun Iberica S.A.  
Poligon Santa Rita, Calle Estatica no. 3,  
08755 Castellbisbal, BARCELONA  
Tel: +34 937 711 800  
Fax: +34 937 711 801

## SWEDEN

Jotun Sverige AB  
P.O. Box 151, Klangfärgsgatan 13,  
421 22 VÄSTRA FRÖLUNDA  
Tel: +46 3169 6300  
Fax: +46 3169 6397

## THAILAND

Jotun Thailand Ltd  
Amata Nakom Ind. Estate (BIPII)  
700/353 Moo 6 Tumbol  
Donhualoh, Amphur Muang  
CHONBURI 2000  
Tel: +66 38 214 824-6/214 347-51  
Fax: +66 38 214 373/375

## TURKEY

Jotun Boya San. ve Ticaret. A.S.  
Yeni Camlik Caddesi,  
Ayaz Sok. No. 2/4, 4. Levent,  
ISTANBUL 34418  
Tel: +90 21 2279 7878  
Fax: +90 21 2279 2549

## U. A. E.

Abu Dhabi  
Jotun Abu Dhabi (LLC)  
P.O.Box 3714, Mussafah  
ABU DHABI  
Tel: +971 2551 0300  
Fax: +971 2551 0232

## Dubai

Jotun U.A.E. Ltd. (LLC)  
P.O.Box 3671,  
Al Quoz Industrial Area  
DUBAI  
Tel: +971 4339 5000  
Fax: +971 4338 0666

## USA

Jotun Paints, Inc.  
9203 Highway 23, P.O. Box 159,  
Belle Chasse, LA 70037  
Tel: +1 800 229 3538 /  
+1 504 394 3538  
Fax: +1 504 394 3726

## VIETNAM

Jotun Paints (Vietnam) Co. Ltd.  
Song Than Industrial. Zone,  
No.1 Street 10,  
Di An District, Binh Duong Province  
Tel: +84 65 074 2206-9  
Fax: +84 65 074 2205

## YEMEN

Jotun Yemen Paints Co. Ltd  
P.O. Box 70183, Al Alam  
ADEN  
Tel: +967 2820 546-9  
Fax: +967 2249 362



## HEAD OFFICE

Jotun A/S  
P.O.Box 2021, 3248 Sandefjord,  
Norway  
Tel: +47 33 45 70 00  
Fax: +47 33 45 79 00  
[www.jotun.com](http://www.jotun.com)

STAMP FOR DISTRIBUTOR